

JS 620W

Bifacial

N-TOPCon Monocrystalline Module

D599

 **Dimensions (mm)**
2382x1134x30


 **Mono TOPCon**
132 Cell

 **Max System Voltage**
1500V DC

 **Power Output**
600-630wp

 **Max Efficiency**
23.32%

- Suitable for centralised PV generation.
- Warranty Upgrades.
- High Efficiency and strong power generation.
- Safer Smart Manufacturing.
- No-Destructive Cutting.
- Junction Box Laser Welding Technology.



 **Higher Power Output**
Module power increases by 5 -25% generally bringing significantly lower LCOE & higher IRR. 0-5w positive tolerance output warranty

 **Low-light Performance**
Excellent Performance in low light.

 **Multi Busbar Technology**
By improving optical utilization rate, power increases by 2~3% & efficiency increases by 0.4~0.6%.

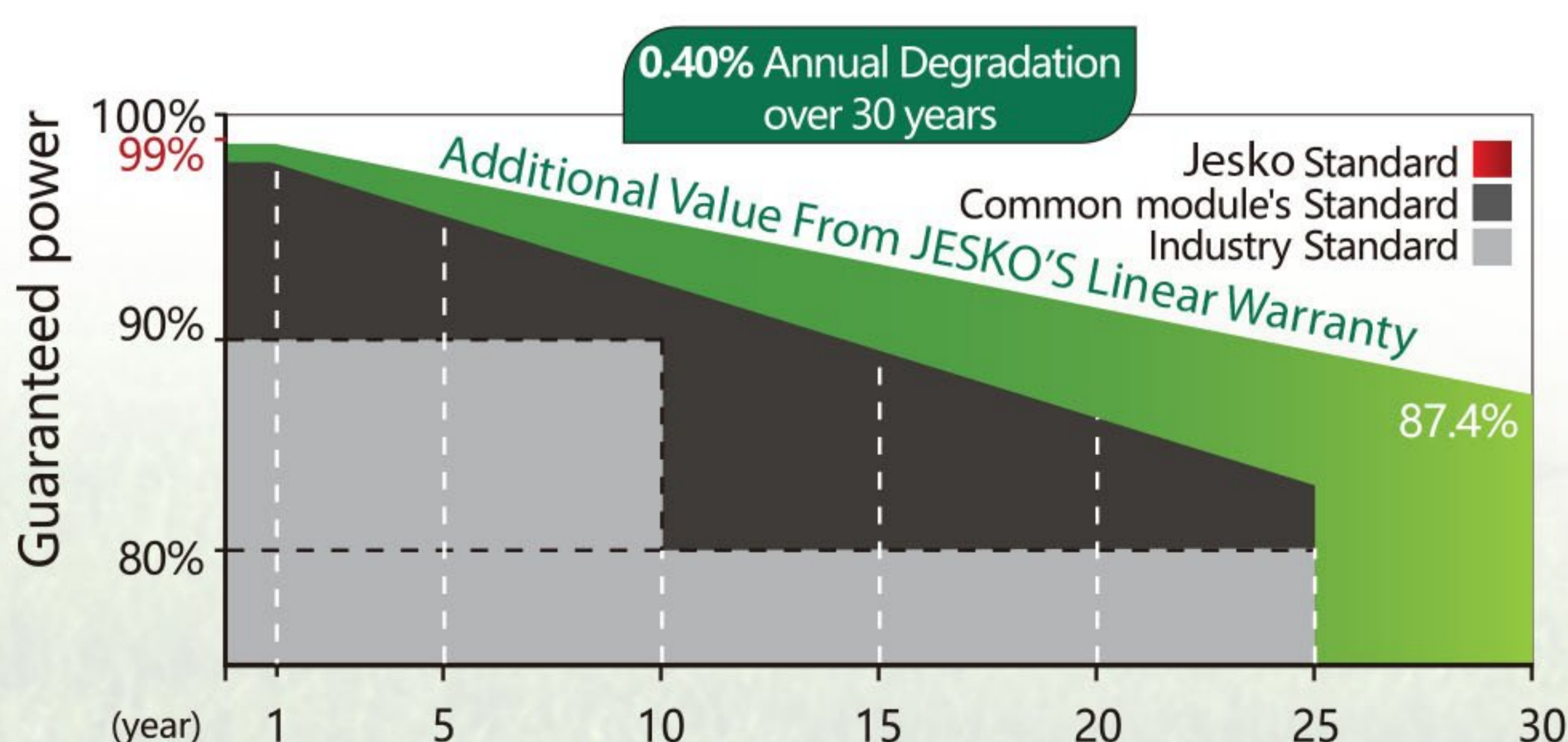
 **Durability Against Extreme Environmental Conditions**
High salt mist and ammonia resistance certified by TUV NORD

PID **PID Resistance**
Excellent Anti-PID performance guarantee via optimized mass - production process & material control.


 **EL Full Inspection**
Dual-stage 100% EL Inspection.

LINEAR PERFORMANCE WARRANTY

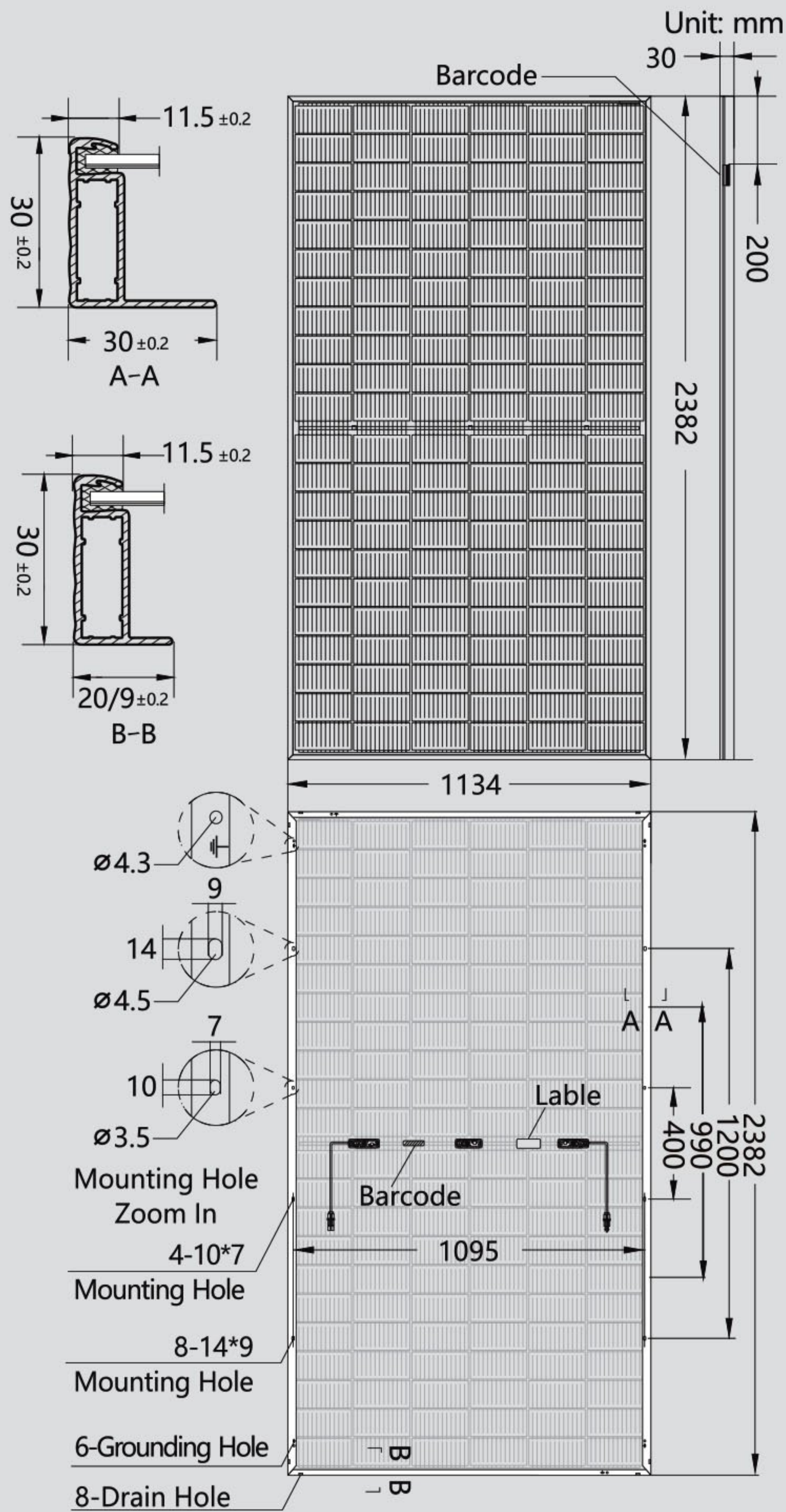
15-year product warranty / 30-year linear power warranty



IEC61215/IEC61730/IEC61701/IEC62716/W EEE De93315506



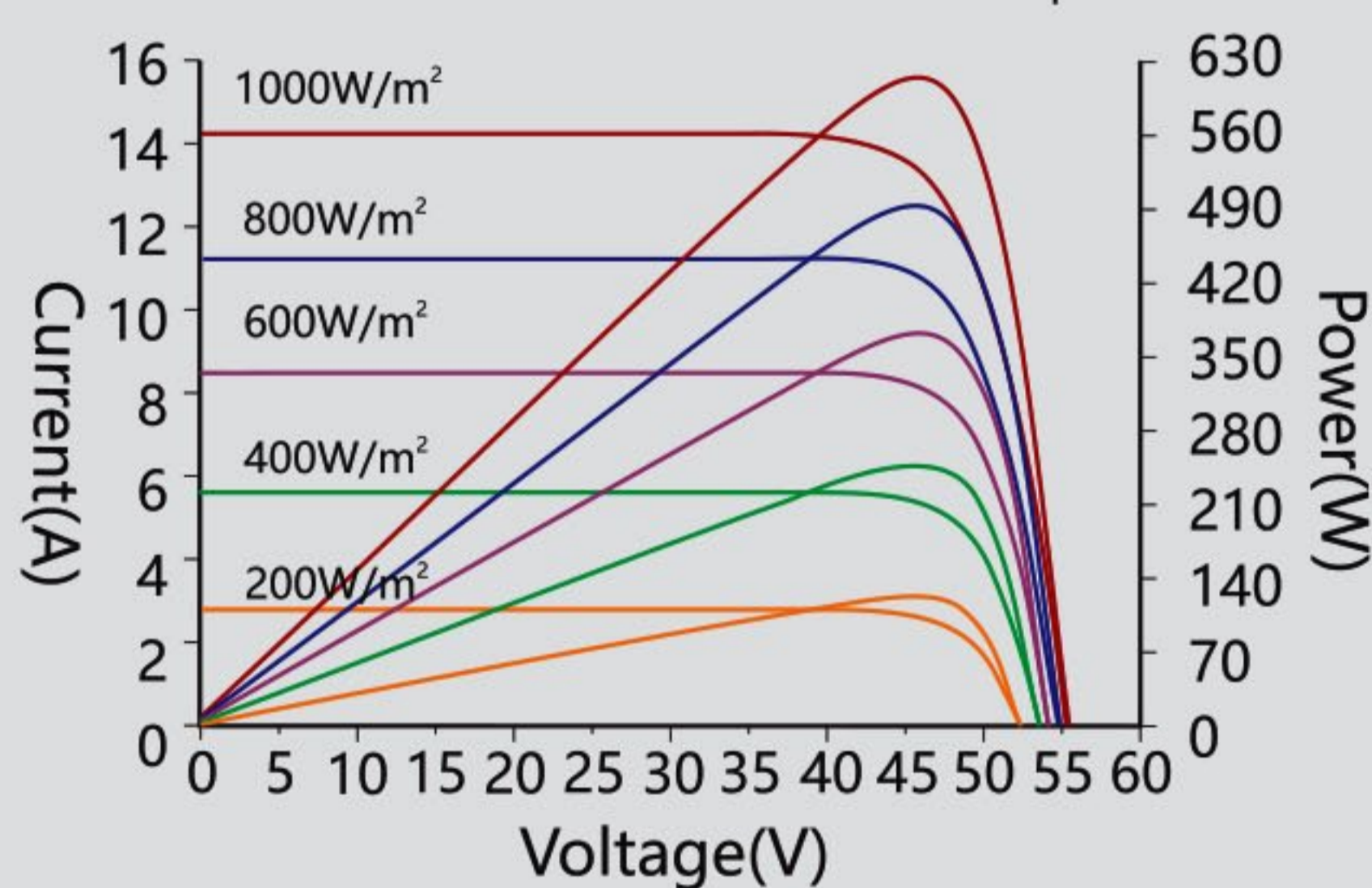
Dimensions of PV Module



JS 620W

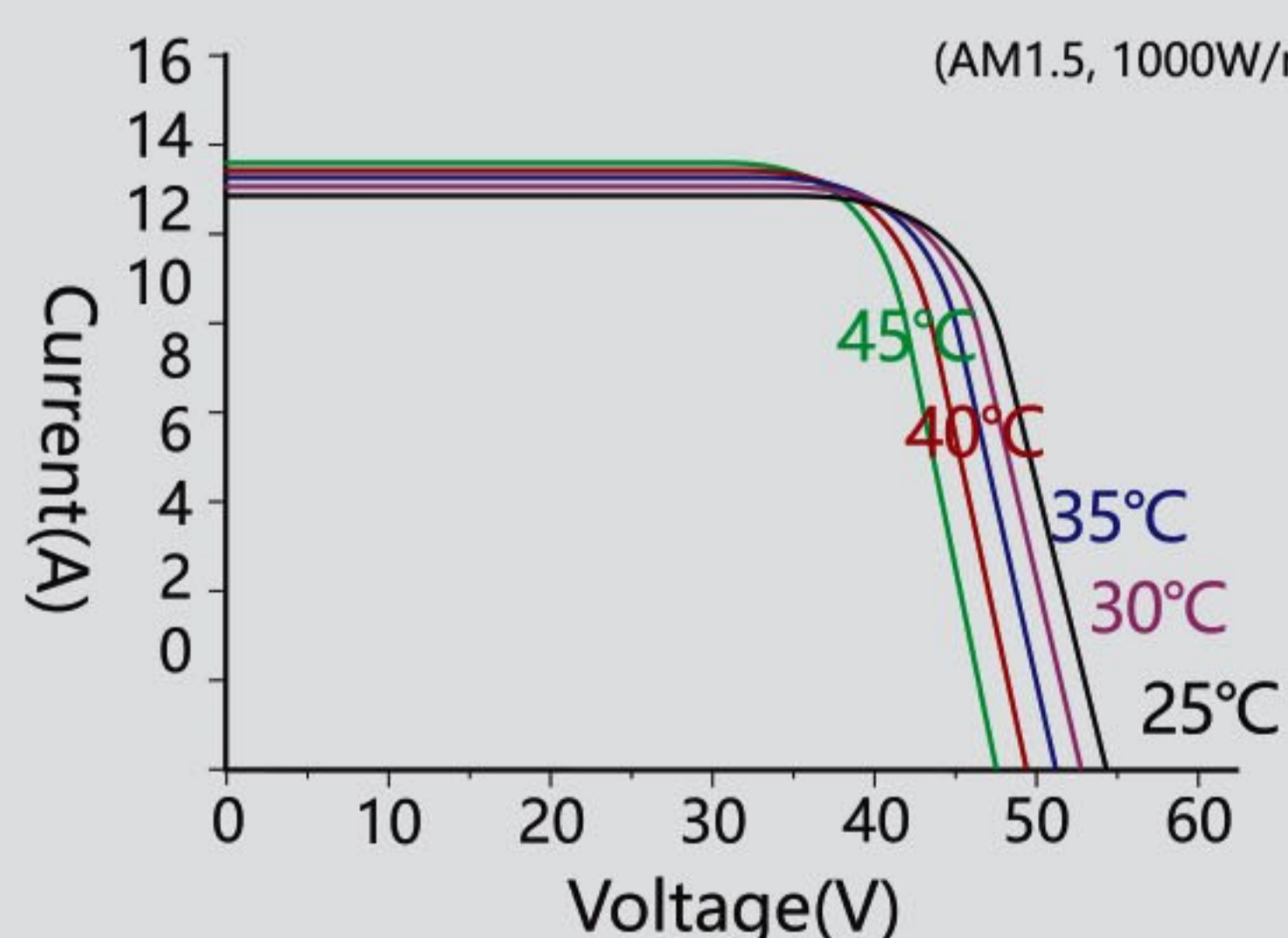
I-V characteristics at different irradiances

Cells temp.=25°C



I-V characteristics at different temperatures

(AM1.5, 1000W/m²)



ELECTRICAL CHARACTERISTICS (STC*)

Rated Power in Watts-Pmax(Wp)	600	605	610	615	620	625	630
Open Circuit Voltage-Voc(V)	48.40	48.70	49.00	49.30	49.60	49.80	50.30
Short Circuit Current-Isc(A)	15.80	15.83	15.86	15.89	15.91	15.93	15.94
Max. Power Voltage-Vmpp(V)	40.30	40.50	40.80	41.10	41.40	41.60	42.00
Max. Power Current-Impp(A)	14.91	14.94	14.96	14.98	14.99	15.00	15.01
Module Efficiency(%)	22.20	22.40	22.60	22.80	23.00	23.10	23.32
Maximum system voltage	1500V DC						
Fuse Rating(A)	30						
Temperature coefficient Pmax	-0.30%/°C						
Temperature coefficient Isc	0.046%/°C						
Temperature coefficient Voc	-0.25%/°C						
Refer. Bifacial Factor	$\phi_{Isc}=80\% \pm 10\%$, $\phi_{Voc}=100\% \pm 3\%$, $\phi_{Pmax}=80\% \pm 10\%$						

*STC: Irradiance 1000W/m², module temperature 25°C, AM=1.5

SPECIFICATIONS(BNPI)

Rated Power in Watts-Pmax(Wp)	663.3	667.8	674.0	679.8	685.2	688.9	695.9
Open Circuit Voltage-Voc(V)	48.60	48.90	49.20	49.50	49.80	50.20	50.50
Short Circuit Current-Isc(A)	17.37	17.40	17.44	17.47	17.50	17.52	17.53
Max. Power Voltage-Vmpp(V)	40.50	40.70	41.00	41.30	41.60	41.80	42.20
Max. Power Current-Impp(A)	16.38	16.41	16.44	16.46	16.47	16.48	16.49
Power tolerance	0~+3%						
Operating Temperature	-40°C~85°C						

*BNPI: Irradiance: front 1000W/m², rear 135W/m², Cell Temperature 25°C, AM=1.5

MECHANICAL CHARACTERISTICS

Number of cells	132pcs
Type of cell	N-TOPCon Mono
Thickness of glass(mm)	2.0
Junction box	IP68, 1500V DC, 3 Diodes
Type of frame	Anodized Aluminum Alloy
Size of module(mm)	2382x1134x30
Weight(kg)	33.5
Cables/connectors	4.0mm², MC4 compatible
Length of Cable	+300mm/-200mm (connector included) Length can be customized

PACKAGING CONFIGURATION

Height of Modules (mm)	30
Number of Modules Per Pallet	37
Packaging Box Dimensions (l×w×h) (mm)	2386x1140x1260
Box Gross Weight (kg)	1270
Number of Modules Per 40ft (HQ) Container	740
Number of Pallets Per 40ft (HQ) Container	20

CAUTION : READ SAFETY AND INSTALLATION INSTRUCTIONS BEFORE USING THE PRODUCT
©2023 Ronma Solar. All rights reserved. Specifications included in this datasheet are subject to change without notice.

